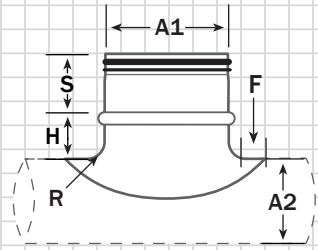
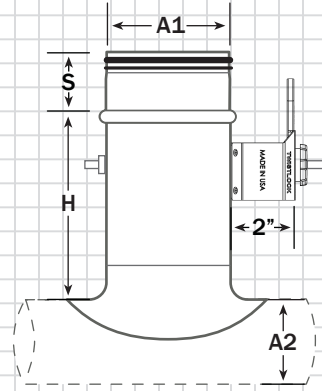


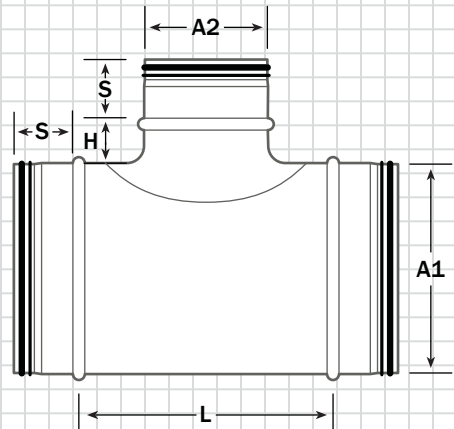
Gasket 90° Die Stamped Saddle Tap (GDST)



Gasket 90° Die Stamped Saddle Tap with Damper (GDSTD)

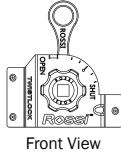


Gasket 90° Tee with Die Stamped Saddle Tap (GTDST)

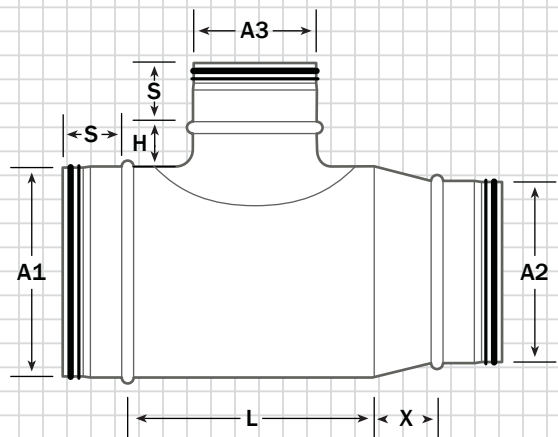


Low-Leakage Dampers:

- 2" Stand-off
- Nylon bushings
- Locking handle
- 3/8" Continuous square rod
- All dampers to be installed 90° from the inlet of airflow



Gasket 90° Reducing Tee with Die Stamped Saddle Tap (GDSTRT)



Dimensions						
A1	A2	S	R	F	H (GDST)	H (GDSTD)
4"	All	2"	0.787"	1"	N/A (no bead)	7.5"
5"	All	2"	0.787"	1"	N/A (no bead)	7.375"
6"	6"	2"	0.787"	1"	0.375"	8.25"
6"	8"	2"	0.787"	1"	1"	8.25"
6"	10/12"	2"	0.787"	1"	1"	8.25"
6"	14/16/18"	2"	0.787"	1"	1"	8.25"
6"	20/22/24"	2"	0.787"	1"	1"	8.25"
8"	8"	2"	1"	1"	0.375"	8.5"
8"	10"	2"	1"	1"	1"	8.5"
8"	12/14"	2"	1"	1"	1"	8.5"
8"	16/18"	2"	1"	1"	1"	8.5"
8"	20/22/24"	2"	1"	1"	1"	8.5"
10"	10"	2"	1"	2"	0.375"	8.5"
10"	12"	2"	1"	2"	1.25"	8.5"
10"	14/16"	2"	1"	2"	1.25"	8.5"
10"	18/20"	2"	1"	2"	1.25"	8.5"
10"	22/24"	2"	1"	2"	1.25"	8.5"
12"	12"	2"	1"	2"	0.5"	8.5"
12"	14/16"	2"	1"	2"	1.25"	8.5"
12"	18/20"	2"	1"	2"	1.25"	8.5"
12"	22/24"	2"	1"	2"	1.25"	8.5"

Key (GDST & GDSTD)

A1 = 4", 5", 6", 8", 10", 12"
 A2 = Up to 24" (A2 is greater than or equal to A1)

Key (GTDST)

A1 = Up to 24" (A1 is greater than or equal to A2)
 A2 = 4", 5", 6", 8", 10", 12"
 L = A2 + 4"

Key (GDSTRT)

A1 = Up to 24" (A1 is greater than or equal to A2)
 A2 = Up to 24" (A2 is less than A1)
 A3 = 4", 5", 6", 8", 10", 12"
 L = A3 + 4"
 X = A1 - A2 (4" minimum)

Gauge

All sizes = 24 ga.